

FORM 6

FULL AND PUBLIC DISCLOSURE

2019

Please print or type your name, mailing address, agency name, and position below:

OF FINANCIAL INTERESTS

FOR OFFICE USE ONLY:

LAST NAME — FIRST NAME — MIDDLE NAME:

Kanner

Daniel

Joseph

MAILING ADDRESS:

201 SE 6th Street Room 13-129

CITY :

Fort Lauderdale

ZIP :

33301

COUNTY :

Broward

NAME OF AGENCY :

State of Florida Courts

NAME OF OFFICE OR POSITION HELD OR SOUGHT :

County Court Judge

CHECK IF THIS IS A FILING BY A CANDIDATE ☐

PROCESSED

254682

FLORIDA
COMMISSION ON ETHICS

JUN 29 2020

RECEIVED

PROCESSED

PART A -- NET WORTH

Please enter the value of your net worth as of December 31, 2019 or a more current date. [Note: Net worth is not calculated by subtracting your *reported* liabilities from your *reported* assets, so please see the instructions on page 3.]My net worth as of December 31, 20 19 was \$ 2,279,000.

PART B -- ASSETS

HOUSEHOLD GOODS AND PERSONAL EFFECTS:

Household goods and personal effects may be reported in a lump sum if their aggregate value exceeds \$1,000. This category includes any of the following, if not held for investment purposes: jewelry; collections of stamps, guns, and numismatic items; art objects; household equipment and furnishings; clothing; other household items; and vehicles for personal use, whether owned or leased.

The aggregate value of my household goods and personal effects (described above) is \$ 620,000

ASSETS INDIVIDUALLY VALUED AT OVER \$1,000:

DESCRIPTION OF ASSET (specific description is required - see instructions p.4)	VALUE OF ASSET
Primary Residence	\$1,200,000
Second Home	\$230,000
Stocks and Bonds (see attached)	\$566,000
Vanguard/Capital One/ Checking	\$109,000

PART C -- LIABILITIES

LIABILITIES IN EXCESS OF \$1,000 (See instructions on page 4):

NAME AND ADDRESS OF CREDITOR	AMOUNT OF LIABILITY
Mortgage (Personal Residence) UBS Mortgage P.O Box 7666 Union City NJ, 07086	\$243,000
Mortgage (second Home) UBS Mortgage P.O Box 7666 Union City NJ, 07086	\$140,000
Line of Credit (UBS) UBS (see attached)	\$ 50,000
Car Loan Mazda Capital P.O. Box 78069 Poenix, AZ 85062	\$ 13,000

JOINT AND SEVERAL LIABILITIES NOT REPORTED ABOVE:

NAME AND ADDRESS OF CREDITOR	AMOUNT OF LIABILITY

PART D -- INCOME

Identify each separate source and amount of income which exceeded \$1,000 during the year, including secondary sources of income. Or attach a complete copy of your 2019 federal income tax return, including all W2s, schedules, and attachments. Please redact any social security or account numbers before attaching your returns, as the law requires these documents be posted to the Commission's website.

- ☐ I elect to file a copy of my 2019 federal income tax return and all W2's, schedules, and attachments.
[If you check this box and attach a copy of your 2019 tax return, you need not complete the remainder of Part D.]

PRIMARY SOURCES OF INCOME (See instructions on page 5):

NAME OF SOURCE OF INCOME EXCEEDING \$1,000	ADDRESS OF SOURCE OF INCOME	AMOUNT
State of Florida (Salary)	Tallahassee, FL	\$151,000
Dividends from Stock (see attached)		\$ 17,500

SECONDARY SOURCES OF INCOME [Major customers, clients, etc., of businesses owned by reporting person--see instructions on page 5]:

NAME OF BUSINESS ENTITY	NAME OF MAJOR SOURCES OF BUSINESS INCOME	ADDRESS OF SOURCE	PRINCIPAL BUSINESS ACTIVITY OF SOURCE

PART E -- INTERESTS IN SPECIFIED BUSINESSES [Instructions on page 6]

	BUSINESS ENTITY # 1	BUSINESS ENTITY # 2	BUSINESS ENTITY # 3
NAME OF BUSINESS ENTITY			
ADDRESS OF BUSINESS ENTITY			
PRINCIPAL BUSINESS ACTIVITY			
POSITION HELD WITH ENTITY			
I OWN MORE THAN A 5% INTEREST IN THE BUSINESS			
NATURE OF MY OWNERSHIP INTEREST			

PART F - TRAINING

For officers required to complete annual ethics training pursuant to section 112.3142, F.S.

☐ I CERTIFY THAT I HAVE COMPLETED THE REQUIRED TRAINING.

OATH

I, the person whose name appears at the

beginning of this form, do depose on oath or affirmation

and say that the information disclosed on this form

and any attachments hereto are true and correct.

and complete.



CAROL M. HERMISTON
MY COMMISSION # GG 037850
EXPIRES: November 27, 2020
Bonded Thru Budget Notary Services

[Signature]

SIGNATURE OF REPORTING OFFICIAL OR CANDIDATE

STATE OF FLORIDA

COUNTY OF

Broward

Sworn to (or affirmed) and subscribed before me by means of

☒ physical presence or ☐ online notarization, this 23rd day of

June, 2020 by Daniel Kanner

Carol M. Hermiston

(Signature of Notary Public--State of Florida)

Carol M. Hermiston

(Print, Type, or Stamp Commissioned Name of Notary Public)

Personally Known ☒ OR Produced Identification ☐

Type of Identification Produced _____

If a certified public accountant licensed under Chapter 473, or attorney in good standing with the Florida Bar prepared this form for you, he or she must complete the following statement:

I, _____, prepared the CE Form 6 in accordance with Art. II, Sec. 8, Florida Constitution, Section 112.3144, Florida Statutes, and the instructions to the form. Upon my reasonable knowledge and belief, the disclosure herein is true and correct.

Signature

Date

Preparation of this form by a CPA or attorney does not relieve the filer of the responsibility to sign the form under oath.

IF ANY OF PARTS A THROUGH E ARE CONTINUED ON A SEPARATE SHEET, PLEASE CHECK HERE ☐



Summary of your UBS portfolio December 2019

Your Financial Advisor:
KENNETH R ROBANI
Telephone 914-761-6800/800-443-7850

Your portfolio balance sheet


Summary of your assets

	Value on December 31 (\$)	Percentage of your portfolio
A Cash and money balances	4,567.16	0.81%
B Cash alternatives	0.00	0.00%
C Equities	420,690.23	74.16%
D Fixed Income	114,398.31	20.17%
E Non-traditional	0.00	0.00%
F Commodities	27,597.50	4.86%
G Other	0.00	0.00%
Total assets	\$567,253.20	100.00%

Summary of your liabilities

	Amount on December 31 (\$)
Credit lines	-49,898.27
Total liabilities	-\$49,898.27
Value of your portfolio	\$517,354.93
Summary of your additional liabilities (see page 7 for details)	Amount on December 31 (\$)
Mortgages	-381,637.57
Total	-\$381,637.57

Your current asset allocation



► *Cash and money balances may include available cash balances, UBS Bank USA deposit account, UBS FDIC Insured Deposit Program Bank accounts, UBS AG Stamford Branch deposit account balances and money market mutual fund sweep balances. See the *Important Information* about your statement on the last two pages of this statement for details about those balances.*

Eye on the markets

Index	Percentage change	
	December 2019	Year to date
S&P 500	3.02%	31.49%
Russell 3000	2.89%	31.02%
MSCI - Europe, Australia & Far East	3.27%	22.66%
Barclays Capital U.S. Aggregate Bond Index	-0.07%	8.72%
Interest rates on December 31, 2019		
3-month Treasury bills:	1.52%	
One-month LIBOR:	1.76%	



Summary of your UBS portfolio
December 2019

Your Financial Advisor:
KENNETH R ROBAN
Telephone 914-761-6800/800-443-7850

Accounts in your portfolio

Details on page	Account number	Account name and type	Value on November 29 (\$)	Value on December 31 (\$)	Percentage of portfolio
**		Dan PMP - Managed	562,312.53	567,253.20	109.64%
**		UBS Bank USA - Dan Kristin SBL - Loan	-49,657.60	-49,898.27	-9.64%
Total			\$512,654.93	\$517,354.93	100 %

** indicates the statement for this account has been suppressed from printing.

Change in the value of your accounts

Account	Opening value on December 1 (\$)	Deposits, including securities transferred in (\$)	Withdrawals and fees, including securities transferred out (\$)	Dividend and interest income (\$)	Change in value of accrued interest (\$)	Change in market value (\$)	Closing value on December 31 (\$)
WP 43756 K1	562,312.53	0.00	-6,513.28	3,317.84	-422.38	8,558.49	567,253.20
Dan PMP - Managed							
5V G2207 K1	-49,657.60	0.00	-240.67	0.00	0.00	0.00	-49,898.27
UBS Bank USA - Dan Kristin SBL - Loan							
Total	\$512,654.93	\$0.00	-\$6,753.95	\$3,317.84	-\$422.38	\$8,558.49	\$517,354.93



Summary of your UBS portfolio
December 2019

Your Financial Advisor:
KENNETH R ROBAN
Telephone 914-761-6800/800-443-7850

Additional liabilities

This is not your official mortgage or commercial real estate loan statement and is provided as a courtesy for informational purposes only. The information may not reflect recent activity. Please refer to your official mortgage or commercial real estate loan statement that you receive from your servicer for current information, or contact your servicer at the number on your mortgage or commercial real estate loan statement as these loans are not owned or serviced by UBS Financial Services. The information provided for the Commercial Real Estate loans is at the borrower level and does not reflect any contingent liability such as a personal guaranty.

Mortgages

Account	Original loan amount (\$)	Outstanding balance (\$)	Product type	Interest rate	Next ARM reset date	Maturity date	Payment due date	Payment amount (\$)
[REDACTED] Mortgage	417,000.00	241,313.47	15yr Conf Fixed	3.940%	N/A	Jul 01, 27	Jan 01, 20	3,071.98
[REDACTED] - Mortgage	162,400.00	140,324.10	15yr Conf Fixed	3.625%	N/A	May 01, 32	Jan 01, 20	1,556.13
Total	\$579,400.00	\$381,637.57						\$4,628.11



Portfolio Management Program
December 2019

Account name: DAN KANNER
Friendly account name: Dan PMP
Account number: [REDACTED]

Your Financial Advisor:
KENNETH R ROBAN
914-761-6800/800-443-7850

Your account balance sheet


The value of your account includes assets held at UBS and certain assets held away from UBS. See page 1 for more information.

Summary of your assets

	Value on December 31 (\$)	Percentage of your account
A Cash and money balances	4,567.16	0.81%
B Cash alternatives	0.00	0.00%
C Equities	420,690.23	74.16%
D Fixed Income	114,398.31	20.17%
E Non-traditional	0.00	0.00%
F Commodities	27,597.50	4.86%
G Other	0.00	0.00%
Total assets	\$567,253.20	100.00%

Value of your account **\$567,253.20**

Your current asset allocation



► *Cash and money balances* may include available cash balances, UBS Bank USA deposit account, UBS FDIC Insured Deposit Program Bank accounts, UBS AG Stamford Branch deposit account balances and money market mutual fund sweep balances. See the *Important Information* about your statement on the last two pages of this statement for details about those balances.

Eye on the markets

Index	Percentage change	
	December 2019	Year to date
S&P 500	3.02%	31.49%
Russell 3000	2.89%	31.02%
MSCI - Europe, Australia & Far East	3.27%	22.66%
Bardays Capital U.S. Aggregate Bond Index	-0.07%	8.72%

Interest rates on December 31, 2019
3-month Treasury bills: 1.52%
One-month LIBOR: 1.76%



Portfolio Management Program
December 2019

Account name:
Friendly account name: Dan PMP
Account number:

DAN KANNER
KENNETH R ROBAN

Your Financial Advisor:
KENNETH R ROBAN
914-761-6800/800-443-7850

Change in the value of your account

	December 2019 (\$)	Year to date (\$)
Opening account value	\$562,312.53	\$589,399.38
Withdrawals and fees, including investments transferred out	-6,513.28	-106,996.34
Dividend and interest income	3,317.84	13,773.06
Change in value of accrued interest	-422.38	-270.12
Change in market value	8,558.49	71,347.22
Closing account value	\$567,253.20	\$567,253.20

Dividend and interest income earned

For purposes of this statement, taxability of interest and dividend income has been determined from a US tax reporting perspective. Based upon the residence of the account holder, account type, or product type, some interest and/or dividend payments may not be subject to United States (US) and/or Puerto Rico (PR) income taxes. The client monthly statement is not intended to be used and cannot be relied upon for tax purposes. Clients should refer to the applicable tax reporting forms they receive from UBS annually, such as the Forms 1099 and the Forms 480, for tax reporting information. It is the practice of UBS to file the applicable tax reporting forms with the US Internal Revenue Service and PR Treasury Department, and in such forms accurately classify dividends and/or interest as tax exempt or taxable income. Please consult your individual tax preparer.

	December 2019 (\$)	Year to date (\$)
Taxable dividends	2,123.08	9,423.89
Long-term capital gains	480.94	480.94
Tax-exempt dividends	196.24	1,804.75
Taxable interest	131.63	947.15
Taxable accrued interest paid	0.00	-2.47
Taxable accrued interest received	10.95	101.60
Tax-exempt interest	375.00	1,000.00
Total current year	\$3,317.84	\$13,755.86
Prior year adjustment	0.00	17.20
Total dividend & interest	\$3,317.84	\$13,773.06

Summary of gains and losses

Values reported below exclude products for which gains and losses are not classified.

	Realized gains and losses		Unrealized
	December 2019 (\$)	Year to date (\$)	gains and losses (\$)
Short term	352.74	1,484.53	9,826.97
Long term	0.00	4,878.81	142,418.50
Total	\$352.74	\$6,363.34	\$152,245.47



Portfolio Management Program
December 2019

Account name: DAN KANNER
Friendly account name: Dan PMP
Account number: [REDACTED]

Your Financial Advisor:
KENNETH R ROBAN
914-761-6800/800-443-7850

Cash activity summary

See Account activity this month for details. Balances in your Sweep Options are included in the opening and closing balances value. FDIC insurance applies to deposits at UBS Bank USA and all banks participating in the UBS FDIC Insured Deposit Program. It does not apply to deposits at UBS AG, Stamford Branch. SIPC protection applies to money market sweep fund holdings but not bank deposits. See Important Information about your statement on the last two pages of this document for details.

	December 2019 (\$)	Year to date (\$)
Opening balances	\$5,548.38	\$78,519.97
<i>Additions</i>		
Dividend and interest income	3,317.84	13,773.06
Proceeds from investment transactions	12,166.35	336,453.77
Total additions	\$15,484.19	\$350,226.83
<i>Subtractions</i>		
Professional management fees and related services	0.00	-8,545.21
Other fees	0.00	-1.75
Other funds debited	-6,513.28	-98,449.38
Funds withdrawn for investments bought	-9,952.13	-317,183.30
Total subtractions	-\$16,465.41	-\$424,179.64
Net cash flow	-\$981.22	-\$73,952.81
Closing balances	\$4,567.16	\$4,567.16

Withholdings and tax summary

	December 2019 (\$)	Year to date (\$)
Foreign taxes paid	-13.28	-149.38

UBS Bank USA Deposit Account APY

Interest period Nov 7 - Dec 5

Opening UBS Bank USA Deposit balance Nov 7	\$1,610.32
Closing UBS Bank USA Deposit balance Dec 5	\$0.00
Number of days in interest period	29
Average daily balance	\$5,329.58
Interest earned	\$0.23
Annual percentage yield earned	0.05%

Your investment objectives:

You have identified the following investment objectives for this account. Contact your Financial Advisor if you have any questions, if your financial situation, individual needs, risk tolerance or investment objectives for your advisory account(s) have changed, or if you would like to impose or change investment restrictions on your discretionary advisory accounts. You can find a full description of the alternative investment objectives in Important Information about your statement at the end of this document.

Your return objective:

Capital appreciation

Your risk profile:

Primary - Moderate

Investment eligibility consideration - Aggressive

Your account instructions

- This account has been pledged to secure an obligation or is guaranteeing the obligations of another account.
- Your account is managed by your Financial Advisor under the Portfolio Management Program.
- Your account cost basis default closing method is FIFO, First In, First Out.



Portfolio Management Program
December 2019

Account name: DAN KANNER
Friendly account name: Dan PMP
Account number: [REDACTED]

Your Financial Advisor:
KENNETH R ROBAN
914-761-6800/800-443-7850

Your assets

Some prices, income and current values shown may be approximate. As a result, gains and losses may not be accurately reflected. See *Important information about your statement* at the end of this document for more information.

Cash

Cash and money balances

Cash and money balances may include available cash balances, UBS Bank USA deposit account balances, UBS FDIC Insured Program Bank Balances, UBS AG Stamford Branch deposit account balances and money market mutual fund sweep balances.

See the *Important information about your statement* at the end of this document for details about those balances.

UBS Bank USA and all UBS FDIC Insured Program Bank deposit account balances are insured by the FDIC, within applicable limits, but are not protected by SIPC. UBS AG Stamford Branch deposit account balances are not insured by FDIC and are not protected by SIPC. Money market sweep balances are protected by SIPC but are not insured by the FDIC.

Holding	Opening balance on Dec 1 (\$)	Closing balance on Dec 31 (\$)	Price per share on Dec 31 (\$)	Average rate	Dividend/Interest period	Days in period	Cap amount (\$)
Cash	37.41	23.16					
UBS BANK USA DEP ACCT	5,510.97	4,544.00					250,000.00
Total	\$5,548.38	\$4,567.16					

Equities

Common stock

Holding	Trade date	Number of shares	Purchase price/ Average price per share (\$)	Cost basis (\$)	Price per share on Dec 31 (\$)	Value on Dec 31 (\$)	Unrealized gain or loss (\$)	Holding period
AMER EXPRESS CO								
Symbol: AXP Exchange: NYSE								
EAI: \$10 Current yield: 1.34%	Dec 28, 18	6,000	95.410	572.46	124.490	746.94	174.48	LT
BANK OF AMER CORP								
Symbol: BAC Exchange: NYSE								
EAI: \$72 Current yield: 2.04%	Dec 22, 16	100,000	22.600	2,260.00	35.220	3,522.00	1,262.00	LT
BARRICK GOLD CORP CAD								
Symbol: GOLD Exchange: NYSE								
EAI: \$56 Current yield: 1.07%								
CAD Exchange rate: 1.29675	Jan 10, 19	129,000	12.450	2,073.75 ²	18.590	2,398.11	324.36	LT
	Mar 27, 19	153,000	14.509	2,219.99	18.590	2,844.27	624.28	ST
Security total		282,000	15.226	4,293.74		5,242.38	948.64	

continued next page



Portfolio Management Program

December 2019

Account name: DAN KANNER
Friendly account name: Dan PMP
Account number: [REDACTED]

Your Financial Advisor:
 KENNETH R ROBAN
 914-761-6800/800-443-7850

Your assets • Equities • Common stock (continued)

Holding	Trade date	Number of shares	Purchase price/ Average price per share (\$)	Cost basis (\$)	Price per share on Dec 31 (\$)	Value on Dec 31 (\$)	Unrealized gain or loss (\$)	Holding period
BCE INC NEW CAD								
Symbol: BCE Exchange: NYSE								
EAI: \$140 Current yield: 5.21%								
CAD Exchange rate: 1.29675								
	Dec 3, 19	58.000	47.874	2,776.74	46.350	2,688.30	-88.44	ST
BERKSHIRE HATHAWAY INC NEW CL B								
Symbol: BRK.B Exchange: NYSE								
	Mar 3, 14	50.000	116.500	5,825.00	226.500	11,325.00	5,500.00	LT
	Oct 8, 15	56.000	132.499	7,419.99	226.500	12,684.00	5,264.01	LT
	Feb 29, 16	24.000	134.150	3,219.60	226.500	5,436.00	2,216.40	LT
	May 6, 19	10.000	215.000	2,150.00	226.500	2,265.00	115.00	ST
Security total		140.000	132.961	18,614.59		31,710.00	13,095.41	
BLACKSTONE MTG TR INC REIT								
Symbol: BXMT Exchange: NYSE								
EAI: \$496 Current yield: 6.66%								
	Jul 8, 19	200.000	35.629	7,125.96	37.220	7,444.00	318.04	ST
BROOKFIELD ASSET MANAGEMENT INC LTD VTG SHS CL A CAD								
Symbol: BAM Exchange: NYSE								
EAI: \$98 Current yield: 1.11%								
CAD Exchange rate: 1.29675								
	Dec 21, 18	77.000	37.766	2,908.05	57.800	4,450.60	1,542.55	LT
	Dec 21, 18	76.000	37.845	2,876.22	57.800	4,392.80	1,516.58	LT
Security total		153.000	37.806	5,784.27		8,843.40	3,059.13	
BROOKFIELD PPTY REIT INC CL A								
Symbol: BPR Exchange: OTC								
EAI: \$741 Current yield: 7.16%								
	Dec 6, 18	87.000	17.370	1,511.19	18.445	1,604.71	93.52	LT
	Dec 11, 18	58.000	16.827	975.98	18.445	1,069.81	93.83	LT
	Dec 24, 18	45.000	15.220	684.91	18.445	830.02	145.11	LT
	Dec 27, 18	34.000	15.201	516.85	18.445	627.13	110.28	LT
	Jan 2, 19	140.000	15.956	2,233.92	18.445	2,582.30	348.38	ST
	Sep 24, 19	197.000	20.000	3,940.00	18.445	3,633.66	-306.34	ST
Security total		561.000	17.581	9,862.85		10,347.64	484.78	
CISCO SYSTEMS INC								
Symbol: CSCO Exchange: OTC								
EAI: \$206 Current yield: 2.92%								
	Jan 28, 16	147.000	23.257	3,418.82	47.960	7,050.12	3,631.30	LT

continued next page



Portfolio Management Program
December 2019


Account name: DAN KANNER
Friendly account name: Dan PMP
Account number: [REDACTED]

Your Financial Advisor:
KENNETH R ROBAN
914-761-6800/800-443-7850

Your assets » Equities » Common stock (continued)

Holding	Trade date	Number of shares	Purchase price/ Average price per share (\$)	Cost basis (\$)	Price per share on Dec 31 (\$)	Value on Dec 31 (\$)	Unrealized gain or loss (\$)	Holding period
GAMING & LEISURE PPTYS INC								
REIT								
Symbol: GLPI Exchange: OTC								
EAI: \$140 Current yield: 6.50%								
	Aug 26, 19	50,000	38.210	1,910.50	43.050	2,152.50	242.00	ST
HEINEKEN NV EUR								
Symbol: HINKF Exchange: OTC								
EAI: \$109 Current yield: 1.73%								
EUR Exchange rate: 0.89086								
	Mar 11, 19	59,000	102.127	6,025.50	106.547	6,286.27	260.77	ST
JOHNSON & JOHNSON COM								
Symbol: JNJ Exchange: NYSE								
EAI: \$600 Current yield: 2.60%								
	May 23, 12	14,000	63.238	885.34	145.870	2,042.18	1,156.84	LT
	Jun 13, 12	39,000	63.710	2,484.69	145.870	5,688.93	3,204.24	LT
	Jun 14, 12	12,000	64.410	772.92	145.870	1,750.44	977.52	LT
	Jul 23, 12	31,000	67.887	2,104.51	145.870	4,521.97	2,417.46	LT
	Aug 2, 12	62,000	68.239	4,230.87	145.870	9,043.94	4,813.07	LT
		158,000	66.319	10,478.33		23,047.46	12,569.13	
Security total								
KINDER MORGAN INC								
Symbol: KMI Exchange: NYSE								
EAI: \$190 Current yield: 4.72%								
	Sep 13, 19	190,000	20.460	3,887.40	21.170	4,022.30	134.90	ST
MARKEL CORP (HOLDING CO)								
Symbol: MKL Exchange: NYSE								
	Sep 15, 16	4,000	916.440	3,665.76	1,143.170	4,572.68	906.92	LT
	Dec 21, 18	1,000	988.050	988.05	1,143.170	1,143.17	155.12	LT
		5,000	930.762	4,653.81		5,715.85	1,062.04	
Security total								
MERCK & CO INC NEW COM								
Symbol: MRK Exchange: NYSE								
EAI: \$220 Current yield: 2.69%								
	Sep 21, 15	90,000	52.105	4,689.46	90.950	8,185.50	3,496.04	LT
MFA FINANCIAL INC								
Symbol: MFA Exchange: NYSE								
EAI: \$240 Current yield: 10.46%								
	Dec 16, 19	300,000	7.778	2,333.53	7.650	2,295.00	-38.53	ST
MICROSOFT CORP								
Symbol: MSFT Exchange: OTC								
EAI: \$388 Current yield: 1.29%								
	May 23, 12	79,000	28.729	2,269.66	157.700	12,458.30	10,188.64	LT
	Jun 20, 12	25,000	30.980	774.50	157.700	3,942.50	3,168.00	LT

continued next page



Portfolio Management Program

December 2019

Account name: DAN KANNER
Friendly account name: Dan PMP
Account number: [REDACTED]

Your Financial Advisor:
 KENNETH R ROBAN
 914-761-6800/800-443-7850

Your assets ▶ Equities ▶ Common stock (continued)

Holding	Trade date	Number of shares	Purchase price/ Average price per share (\$)	Cost basis (\$)	Price per share on Dec 31 (\$)	Value on Dec 31 (\$)	Unrealized gain or loss (\$)	Holding period
Security total								
NESTLE S A SPONSORED ADR								
REPSTG REG SHS SWITZ ADR								
Symbol: NSRGY Exchange: OTC								
EAI: \$142 Current yield: 1.87%								
	Jan 9, 19	42,000	83.500	3,507.00	108.260	4,546.92	1,039.92	ST
	Jan 10, 19	28,000	84.340	2,361.52	108.260	3,031.28	669.76	ST
Security total								
PEMBINA PIPELINE CORP CAD								
Symbol: PBA Exchange: NYSE								
EAI: \$364 Current yield: 4.91%								
CAD Exchange rate: 1.29675								
	Jun 1, 12	109,000	26.115	2,846.56	37.060	4,039.54	1,192.98	LT
	Jun 21, 12	41,000	26.490	1,086.09	37.060	1,519.46	433.37	LT
	Jun 26, 12	50,000	24.650	1,232.50	37.060	1,853.00	620.50	LT
Security total								
PEPSICO INC								
Symbol: PEP Exchange: OTC								
EAI: \$287 Current yield: 2.80%								
	Mar 2, 12	50,000	62.500	3,125.00	136.670	6,833.50	3,708.50	LT
	Apr 26, 12	25,000	66.370	1,659.25	136.670	3,416.75	1,757.50	LT
Security total								
PFIZER INC								
Symbol: PFE Exchange: NYSE								
EAI: \$760 Current yield: 3.88%								
	Feb 27, 12	100,000	21.196	2,119.65	39.180	3,918.00	1,798.35	LT
	Mar 1, 12	230,000	21.332	4,906.58	39.180	9,011.40	4,104.82	LT
	Jun 18, 12	127,000	22.682	2,880.74	39.180	4,975.86	2,095.12	LT
	Jun 20, 12	43,000	22.650	973.95	39.180	1,684.74	710.79	LT
Security total								
PHILIP MORRIS INTL INC								
Symbol: PMI Exchange: NYSE								
EAI: \$225 Current yield: 5.51%								
	Sep 9, 19	38,000	73.165	2,780.27	85.090	3,233.42	453.15	ST
	Oct 17, 19	10,000	80.000	800.00	85.090	850.90	50.90	ST
Security total								
		48,000	74.589	3,580.27		4,084.32	504.05	

continued next page



Portfolio Management Program

December 2019

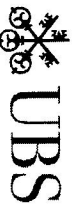
Account name: DAN KANNER
Friendly account name: Dan PMP
Account number: [REDACTED]

Your Financial Advisor:
 KENNETH R ROBAN
 914-761-6800/800-443-7850

Your assets , Equities , Common stock (continued)

Holding	Trade date	Number of shares	Purchase price/ Average price per share (\$)	Cost basis (\$)	Price per share on Dec 31 (\$)	Value on Dec 31 (\$)	Unrealized gain or loss (\$)	Holding period
PROCTER & GAMBLE CO								
Symbol: PG Exchange: NYSE								
EAI: \$179 Current yield: 2.39%								
	Apr 30, 12	1,000	63.490	63.49	124.900	124.90	61.41	LT
	May 2, 12	29,000	63.806	1,850.39	124.900	3,622.10	1,771.71	LT
	May 23, 12	30,000	62.216	1,866.50	124.900	3,747.00	1,880.50	LT
Security total		60,000	63.006	3,780.38		7,494.00	3,713.62	
RAYMOND JAMES FINANCIAL CORP								
Symbol: RJF Exchange: NYSE								
EAI: \$28 Current yield: 1.65%								
	Jan 9, 19	19,000	75.450	1,433.55	89.460	1,699.74	266.19	ST
RETAIL OPPORTUNITY INVTS CORP COM								
Symbol: ROIC Exchange: OTC								
EAI: \$181 Current yield: 4.46%								
	Sep 26, 13	132,000	13.190	1,741.12	17.660	2,331.12	590.00	LT
	Dec 4, 13	98,000	13.790	1,351.46	17.660	1,730.68	379.22	LT
Security total		230,000	13.446	3,092.58		4,061.80	969.22	
SANDSTORM GOLD LTD NEW								
Symbol: SAND Exchange: AMEX								
	Dec 9, 19	200,000	6.710	1,342.00	7.450	1,490.00	148.00	ST
SCHWAB CHARLES CORP NEW								
Symbol: SCHW Exchange: NYSE								
EAI: \$272 Current yield: 1.43%								
	Jan 30, 12	79,000	11.416	901.91	47.560	3,757.24	2,855.33	LT
	Feb 1, 12	321,000	11.853	3,804.97	47.560	15,266.76	11,461.79	LT
Security total		400,000	11.767	4,706.88		19,024.00	14,317.12	
STARBUCKS CORP								
Symbol: SBUX Exchange: OTC								
EAI: \$144 Current yield: 1.86%								
	Oct 25, 18	47,000	58.027	2,727.28	87.920	4,132.24	1,404.96	LT
	Oct 26, 18	10,000	57.896	578.96	87.920	879.20	300.24	LT
	Jan 10, 19	31,000	63.610	1,971.91	87.920	2,725.52	753.61	ST
Security total		88,000	59.979	5,278.15		7,736.96	2,458.81	
STARWOOD PTY TR INC								
Symbol: STWD Exchange: NYSE								
EAI: \$576 Current yield: 7.72%								
	Apr 15, 19	200,000	22.710	4,542.00	24.860	4,972.00	430.00	ST
	Apr 22, 19	100,000	22.562	2,256.26	24.860	2,486.00	229.74	ST
Security total		300,000	22.661	6,798.26		7,458.00	659.74	

continued next page



Portfolio Management Program
December 2019


Account name: DAN KANNER
Friendly account name: Dan PMP
Account number: [REDACTED]

Your Financial Advisor:
KENNETH R ROBAN
914-761-6800/800-443-7850

Your assets , Equities , Common stock (continued)

Holding	Trade date	Number of shares	Purchase price/ Average price per share (\$)	Cost basis (\$)	Price per share on Dec 31 (\$)	Value on Dec 31 (\$)	Unrealized gain or loss (\$)	Holding period
TRAVELERS COS INC/THE								
Symbol: TRV Exchange: NYSE								
EAI: \$272 Current yield: 2.39%								
	Jan 27, 12	30.000	57.990	1,739.70	136.950	4,108.50	2,368.80	LT
	Jan 30, 12	20.000	57.802	1,156.05	136.950	2,739.00	1,582.95	LT
	Jul 27, 12	25.000	62.310	1,557.75	136.950	3,423.75	1,866.00	LT
	Jan 29, 14	8.000	82.350	658.80	136.950	1,095.60	436.80	LT
Security total		83.000	61.594	5,112.30		11,366.85	6,254.55	
VERIZON COMMUNICATIONS INC								
Symbol: VZ Exchange: NYSE								
EAI: \$369 Current yield: 4.01%								
	Nov 26, 19	100.000	59.389	5,938.93	61.400	6,140.00	201.07	ST
	Nov 27, 19	40.000	60.139	2,405.59	61.400	2,456.00	50.41	ST
	Nov 29, 19	10.000	60.448	604.48	61.400	614.00	9.52	ST
Security total		150.000	59.660	8,949.00		9,210.00	261.00	
WALMART INC								
Symbol: WMT Exchange: NYSE								
EAI: \$64 Current yield: 1.80%								
	Mar 6, 19	15.000	98.695	1,480.43	118.840	1,782.60	302.17	ST
	Mar 8, 19	15.000	97.260	1,458.90	118.840	1,782.60	323.70	ST
Security total		30.000	97.978	2,939.33		3,565.20	625.87	
WALT DISNEY CO (HOLDING CO)								
DISNEY COM								
Symbol: DIS Exchange: NYSE								
EAI: \$243 Current yield: 1.22%								
	Jan 8, 18	8.000	110.080	880.64	144.630	1,157.04	276.40	LT
	Jan 9, 18	100.000	110.316	11,031.64	144.630	14,463.00	3,431.36	LT
	Jun 22, 18	5.000	106.408	532.04	144.630	723.15	191.11	LT
	Sep 25, 18	25.000	112.669	2,816.74	144.630	3,615.75	799.01	LT
Security total		138.000	110.587	15,261.06		19,958.94	4,697.88	
WHEATON PRECIOUS METALS CORP								
CAD								
Symbol: WPM Exchange: NYSE								
EAI: \$78 Current yield: 1.20%								
CAD Exchange rate: 1.29675								
	Jul 22, 19	218.000	27.119	5,912.08	29.750	6,485.50	573.42	ST
3M CO								
Symbol: MMM Exchange: NYSE								
EAI: \$92 Current yield: 3.26%								
	Jul 9, 19	8.000	166.592	1,332.74	176.420	1,411.36	78.62	ST

continued next page



Portfolio Management Program

December 2019

Account name: DAN KANNER
Friendly account name: Dan RMP
Account number: [REDACTED]

Your Financial Advisor:
 KENNETH R ROBAN
 914-761-6800/800-443-7850

Your assets , Equities , Common stock (continued)

Holding	Trade date	Number of shares	Purchase price/ Average price per share (\$)	Cost basis (\$)	Price per share on Dec 31 (\$)	Value on Dec 31 (\$)	Unrealized gain or loss (\$)	Holding period
Security total	Oct 24, 19	8,000	165.000	1,320.00	176.420	1,411.36	91.36	ST
Total		16,000	165.796	2,652.74		2,822.72	169.98	
Total estimated annual income: \$7,982				\$192,396.02		\$310,551.14	\$118,155.11	

² Value has been adjusted to include the amount of the disallowed loss as a result of a Wash Sale transaction.

Closed end funds & Exchange traded products

*Total reinvested*¹ is the total of all reinvested dividends. It does not include any cash dividends. It is not a tax lot for the purposes of determining holding periods or cost basis. The shares you receive each time you reinvest dividends become a separate tax lot.

Cost basis is the total purchase cost of the security, including reinvested dividends. The cost basis may need to be adjusted for return of capital payments in order to determine the adjusted cost basis for tax reporting purposes.

Unrealized (tax) gain or loss is the difference between the current value and the cost basis and would generally be your taxable gain or loss if the security was sold on this date. The unrealized (tax) gain or loss may need to be adjusted for return of capital payments in order to determine the realized gain or loss for tax reporting purposes.

Investment return is the current value minus the amount you invested. It does not include shares that are not reflected on your statement, including shares that have been realized as either a gain or a loss. It also does not include cash dividends that were not reinvested.

Holding	Number of shares	Purchase price/ Average price per share (\$)	Client investment (\$)	Cost basis (\$)	Price per share on Dec 31 (\$)	Value on Dec 31 (\$)	Unrealized (tax) gain or loss (\$)	Investment return (\$)	Holding period
INVESCO S&P 500 EQUAL WEIGHT ETF									
Symbol: RSP									
Trade date: Jun 3, 16	212,000	80.515	17,069.29	17,069.29	115.720	24,532.64	7,463.35		LT
Trade date: Jul 19, 16	88,000	83.000	7,306.20	7,306.20 ²	115.720	10,183.36	2,877.16		LT
EAI: \$587 Current yield: 1.69%									
Security total	300,000	81.252	24,375.49	24,375.49		34,716.00	10,340.51	10,340.51	
VANECK VECTORS GOLD MINERS ETF									
Symbol: GDX									
Trade date: Jun 14, 19	163,000	23.499	3,830.45	3,830.45	29.280	4,772.64	942.19	942.19	ST
EAI: \$31 Current yield: 0.65%									
VANGUARD INTL HIGH DIVID YIELD INDEX FUND ETF									
Symbol: VYM									
Trade date: Sep 11, 19	93,000	60.070	5,586.51	5,586.51	63.780	5,931.54	345.03		ST
Trade date: Sep 23, 19	46,000	60.106	2,764.91	2,764.91	63.780	2,933.88	168.97		ST

continued next page



Portfolio Management Program

December 2019

Account name: DAN KANNER
Friendly account name: Dan PMP
Account number: [REDACTED]

Your Financial Advisor:
 KENNETH R ROBAN
 914-761-6800/800-443-7850

Your assets • Equities • Closed end funds & Exchange traded products (continued)

Holding	Number of shares	Purchase price/ Average price per share (\$)	Client investment (\$)	Cost basis (\$)	Price per share on Dec 31 (\$)	Value on Dec 31 (\$)	Unrealized (tax) gain or loss (\$)	Investment return (\$)	Holding period
EAI: \$373 Current yield: 4.21%									
Security total	139,000	60.082	8,351.42	8,351.42		8,865.42	514.00	514.00	

VICTORYSHARES US EQ INCOME ENHANCED VOLATILITY WTD ETF

Symbol: CDC									
Trade date: Oct 26, 16	667,000	39.090	26,073.03	26,073.03	49.020	32,696.34	6,623.31	6,623.31	LT
EAI: \$994 Current yield: 3.04%									

Total			\$62,630.39	\$62,630.39		\$81,050.40	\$18,420.01	\$18,420.01	
--------------	--	--	--------------------	--------------------	--	--------------------	--------------------	--------------------	--

² Value has been adjusted to include the amount of the disallowed loss as a result of a Wash Sale transaction.

Mutual funds

Total reinvested is the total of all reinvested dividends. It does not include any cash dividends. It is not a tax lot for the purposes of determining holding periods or cost basis. The shares you receive each time you reinvest dividends become a separate tax lot.

Cost basis is the total purchase cost of the security, including reinvested dividends. The cost basis may need to be adjusted for return of capital payments in order to determine the adjusted cost basis for tax reporting purposes.

Unrealized (tax) gain or loss is the difference between the current value and the cost basis and would generally be your taxable gain or loss if the security was sold on this date. The unrealized (tax) gain or loss may need to be adjusted for return of capital payments in order to determine the realized gain or loss for tax reporting purposes.

Investment return is the current value minus the amount you invested. It does not include shares that are not reflected on your statement, including shares that have been realized as either a gain or a loss. It also does not include cash dividends that were not reinvested.

Holding	Number of shares	Purchase price/ Average price per share (\$)	Client investment (\$)	Cost basis (\$)	Price per share on Dec 31 (\$)	Value on Dec 31 (\$)	Unrealized (tax) gain or loss (\$)	Investment return (\$)	Holding period
---------	------------------	--	------------------------	-----------------	--------------------------------	----------------------	------------------------------------	------------------------	----------------

DFA EMERGING MARKETS VALUE FUND CLASS I

Symbol: DFEVX									
Trade date: Sep 10, 19	37,189	26.889	1,000.00	1,000.00	28.690	1,066.95	66.95		ST
Trade date: Sep 11, 19	36,751	27.210	1,000.00	1,000.00	28.690	1,054.39	54.39		ST
Trade date: Sep 17, 19	36,603	27.320	1,000.00	1,000.00	28.690	1,050.14	50.14		ST
Trade date: Oct 29, 19	36,403	27.470	1,000.00	1,000.00	28.690	1,044.40	44.40		ST
EAI: \$102 Current yield: 2.42%									
Security total	146,946	27.221	4,000.00	4,000.00		4,215.88	215.88	215.88	

DFA INTERNATIONAL SMALL CAP VALUE FUND CLASS I

Symbol: DISVX									
Trade date: Sep 10, 19	55,897	17.890	1,000.00	1,000.00	19.350	1,081.60	81.60		ST

continued next page



Portfolio Management Program

December 2019

Account name: DAN KANNER
Friendly account name: Dan PMP
Account number: [REDACTED]

Your Financial Advisor:
 KENNETH R ROBAN
 914-761-6800/800-443-7850

Your assets • Equities • Mutual funds (continued)

Holding	Number of shares	Purchase price/ Average price per share (\$)	Client investment (\$)	Cost basis (\$)	Price per share on Dec 31 (\$)	Value on Dec 31 (\$)	Unrealized (tax) gain or loss (\$)	Investment return (\$)	Holding period
Total reinvested	0.842	19.287		16.24	19.350	16.29	0.05		
EAI: \$27 Current yield: 2.46%									
Security total	56.739	17.911	1,000.00	1,016.24		1,097.89	81.65	97.89	
VANGUARD GLOBAL MINIMUM VOLATILITY FUND CLASS									
ADMIRAL									
Symbol: VMNVX									
Trade date: May 11, 16	598,584	23.110	13,833.28	13,833.28	29.070	17,400.83	3,567.55		LT
Trade date: May 15, 17	151,004	25.719	3,883.82	3,883.82	29.070	4,389.68	505.86		LT
Total reinvested	68,263	25.648		1,750.87	29.070	1,984.40	233.53		
EAI: \$664 Current yield: 2.79%									
Security total	817,851	23.804	17,717.10	19,467.97		23,774.92	4,306.94	6,057.81	
Total			\$22,717.10	\$24,484.21		\$29,088.69	\$4,604.47	\$6,371.59	
Total estimated annual income: \$793									

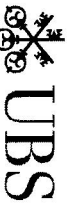
Fixed income

Certificates of deposit and share certificates

Cost basis has been adjusted for accreted original issue discount (OID) on long-term (more than 1 year) CDs and share certificates. Cost basis has been adjusted automatically for amortization of premium using the constant yield method on long-term (more than 1 year) CDs and share certificates.

CDs are FDIC insured up to \$250,000 in principal and accrued interest per depositor and per depository institution, in accordance with FDIC rules. Share certificates are NCUA insured up to \$250,000 in principal and accrued interest per qualifying account and per credit union, in accordance with NCUA rules.

Holding	Trade date	Total face value at maturity (\$)	Purchase price (\$)	Adjusted cost basis (\$)	Price on Dec 31 (\$)	Value on Dec 31 (\$)	Unrealized gain or loss (\$)	Holding period
ALLY BK SANDY UT US								
RATE 02.2500% MAT 06/27/2022								
FIXED RATE CD								
ACCRUED INTEREST \$1.23								
CUSIP 02007GKL6								
EAI: \$113 Current yield: 2.22%								
	Jul 02, 19	5,000.000	99.886	4,994.34	101.173	5,058.65	64.31	ST



Portfolio Management Program
December 2019

Account name: DAN KANNER
Friendly account name: Dan PMP
Account number: [REDACTED]

Your Financial Advisor:
KENNETH R ROBAN
914-761-6800/800-443-7850

Your assets , Fixed income (continued)

Municipal securities

Prices are obtained from independent quotation bureaus that use computerized valuation formulas to calculate current values. Actual market values may vary and thus gains/losses may not be accurately reflected. Cost basis has been automatically adjusted for mandatory amortization of bond premium on coupon tax-exempt municipal securities using the constant yield method and for accreted original issue

discount for securities issued at a discount. When original cost basis is displayed, amortization has been done using the constant yield method, otherwise amortization has been done using the straight line method.

Holding	Trade date	Total face value at maturity (\$)	Purchase price(\$)	Adjusted cost basis (\$)	Price on Dec 31 (\$)	Value on Dec 31 (\$)	Unrealized gain or loss (\$)	Holding period
NEW YORK MUN WTR FIN AU								
SR AA BE/R/								
PRE-REFUNDED								
RATE 05.000% MATURES 06/15/44								
PREREFUNDED 06/15/21 @ 100.00								
ACCRUED INTEREST \$11.11								
CUSIP 64972FAU7								
Moody: Aa1 S&P: AA+								
EAI: \$250 Current yield: 4.72%								
Original cost basis: \$5,489.85								
	Jan 26, 12	5,000.000	101.751	5,087.57	105.893	5,294.65	207.08	LT
FLORIDA ST BRD ED PUB ED								
SR D BE/R/								
RATE 05.000% MATURES 06/01/24								
CALLABLE 06/01/22 @ 100.00								
ACCRUED INTEREST \$20.83								
CUSIP 34153PT24								
Moody: Aaa S&P: AAA								
EAI: \$250 Current yield: 4.57%								
Original cost basis: \$5,721.55								
	Nov 25, 13	5,000.000	104.480	5,224.00	109.325	5,466.25	242.25	LT
FLORIDA ST BRD ED PUB ED								
SR E BE/R/								
RATE 05.000% MATURES 06/01/40								
CALLABLE 06/01/20 @ 100.00								
ACCRUED INTEREST \$20.83								
CUSIP 34153PXD5								
Moody: Aaa S&P: AAA								
EAI: \$250 Current yield: 4.93%								
Original cost basis: \$5,315.05								
	Nov 25, 13	5,000.000	100.451	5,022.56	101.498	5,074.90	52.34	LT
Total		\$15,000.000		\$15,334.13		\$15,835.80	\$501.67	
Total accrued interest: \$52.77								
Total estimated annual income: \$750								



Portfolio Management Program
December 2019

Account name: DAN KANNER
Friendly account name: Dan PMP
Account number: [REDACTED]

Your Financial Advisor:
KENNETH R ROBAN
914-761-6800/800-443-7850

Your assets , Fixed income (continued)

Closed end funds & Exchange traded products

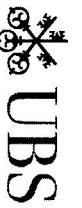
Total reinvested is the total of all reinvested dividends. It does not include any cash dividends. It is not a tax lot for the purposes of determining holding periods or cost basis. The shares you receive each time you reinvest dividends become a separate tax lot.

Cost basis is the total purchase cost of the security, including reinvested dividends. The cost basis may need to be adjusted for return of capital payments in order to determine the adjusted cost basis for tax reporting purposes.

Unrealized (tax) gain or loss is the difference between the current value and the cost basis and would generally be your taxable gain or loss if the security was sold on this date. The unrealized (tax) gain or loss may need to be adjusted for return of capital payments in order to determine the realized gain or loss for tax reporting purposes.

Investment return is the current value minus the amount you invested. It does not include shares that are not reflected on your statement, including shares that have been realized as either a gain or a loss. It also does not include cash dividends that were not reinvested.

Holding	Number of shares	Purchase price/ Average price per share (\$)	Client investment (\$)	Cost basis (\$)	Price per share on Dec 31 (\$)	Value on Dec 31 (\$)	Unrealized (tax) gain or loss (\$)	Investment return (\$)	Holding period
ISHARES IBONDS DEC 2023									
TERM CORPORATE ETF									
Symbol: IBDO									
Trade date: May 14, 19	100.000	24.957	2,495.77	2,495.77	25.560	2,556.00	60.23	60.23	ST
EAI: \$77 Current yield: 3.01%									
ISHARES IBONDS DEC 2024									
TERM CORPORATE ETF									
Symbol: IBDP									
Trade date: May 14, 19	100.000	24.887	2,488.75	2,488.75	25.690	2,569.00	80.25	80.25	ST
EAI: \$81 Current yield: 3.15%									
NUVEEN MUNI VALUE FUND									
Symbol: NUV									
Trade date: Dec 17, 13	2,000.000	8.707	17,415.91	17,415.91	10.700	21,400.00	3,984.09		LT
Trade date: Jul 9, 14	500.000	9.405	4,702.55	4,702.55	10.700	5,350.00	647.45		LT
EAI: \$930 Current yield: 3.48%									
Security total	2,500.000	8.847	22,118.46	22,118.46		26,750.00	4,631.54	4,631.54	
Total			\$27,102.98	\$27,102.98		\$31,875.00	\$4,772.02	\$4,772.02	
Total estimated annual income: \$1,088									



Portfolio Management Program

December 2019

Account name: DAN KANNER
Friendly account name: Dan PMP
Account number: [REDACTED]

Your Financial Advisor:
KENNETH R ROBAN
914-761-6800/800-443-7850

Your assets , Fixed income (continued)

Mutual funds

Total reinvested is the total of all reinvested dividends. It does not include any cash dividends. It is not a tax lot for the purposes of determining holding periods or cost basis. The shares you receive each time you reinvest dividends become a separate tax lot.

Cost basis is the total purchase cost of the security, including reinvested dividends. The cost basis may need to be adjusted for return of capital payments in order to determine the adjusted cost basis for tax reporting purposes.

Unrealized (tax) gain or loss is the difference between the current value and the cost basis and would generally be your taxable gain or loss if the security was sold on this date. The unrealized (tax) gain or loss may need to be adjusted for return of capital payments in order to determine the realized gain or loss for tax reporting purposes.

Investment return is the current value minus the amount you invested. It does not include shares that are not reflected on your statement, including shares that have been realized as either a gain or a loss. It also does not include cash dividends that were not reinvested.

Holding	Number of shares	Purchase price/ Average price per share (\$)	Client investment (\$)	Cost basis (\$)	Price per share on Dec 31 (\$)	Value on Dec 31 (\$)	Unrealized (tax) gain or loss (\$)	Investment return (\$)	Holding period
VANGUARD HIGH-YIELD TAX-EXEMPT FUND ADMIRAL									
Symbol: VWALX									
Trade date: May 8, 19	1,300.954	11.530	15,000.00	15,000.00	11.740	15,273.20	273.20		ST
Total reinvested	4,048	11.731		47.49	11.740	47.52	0.03		
EAI: \$531 Current yield: 3.47%									
Security total	1,305.002	11.531	15,000.00	15,047.49		15,320.72	273.23	320.72	
VANGUARD SHORT TERM INVESTMENT GRADE FUND ADMIRAL									
Symbol: VFSUX									
Trade date: Aug 26, 19	929.368	10.760	10,000.00	10,000.00	10.730	9,972.11	-27.89		ST
Trade date: Oct 15, 19	465.983	10.730	5,000.00	5,000.00	10.730	5,000.00			ST
EAI: \$438 Current yield: 2.93%									
Security total	1,395.351	10.750	15,000.00	15,000.00		14,972.11	-27.89	-27.89	
Total			\$30,000.00	\$30,047.49		\$30,292.83	\$245.34	\$292.83	
Total estimated annual income: \$969									

Preferred securities

Holding	Trade date	Number of shares	Purchase price per share (\$)	Cost basis (\$)	Price per share on Dec 31 (\$)	Value on Dec 31 (\$)	Unrealized gain or loss (\$)	Holding period
US BANCORP DEL SER B PREFERRED								
CLBL PAR VALUE - 25.00 USD								
Symbol: USB:PRH Exchange: NYSE								
EAI: \$133 Current yield: 4.13%								
	Apr 15, 19	150.000	19.226	2,884.03	21.490	3,223.50	339.47	ST



Portfolio Management Program

December 2019

Account name: DAN KANNER
Friendly account name: Dan PMP
Account number: [REDACTED]

Your Financial Advisor:
KENNETH R ROBAN
914-761-6800/800-443-7850

Your assets , Fixed income (continued)

Structured products

There may be little or no secondary market for structured products. Prices are estimated values obtained from third parties or issuers and do not reflect adjustments taken by such third parties or issuers for financial reporting purposes arising from changes in the market value of such transactions. The value at which you

would be able to purchase, sell, enter into, assign or terminate any instrument will be impacted by other factors, such as hedging and transaction costs, credit considerations, bid-ask spreads and market liquidity.

Holding	Trade date	Quantity	Purchase price per share (\$)	Cost basis (\$)	Price per share on Dec 31 (\$)	Value on Dec 31 (\$)	Unrealized gain or loss (\$)	Holding period
CITIBANK NA BAR-MLCD SPX 11/17/2020 CUSIP 17294XIE7 Original cost basis: \$5,000.00	Oct 29, 18	5,000.000	103.692	5,184.60	100.000	5,000.00	-184.60	LT
HSBC BANK USA NA BAR-MLCD RTY 08/31/2020 CUSIP 40434YK22 Original cost basis: \$5,000.00	Aug 28, 18	5,000.000	103.259	5,162.96	99.260	4,963.00	-199.96	LT
HSBC BANK USA NA BAR-MLCD SPX 12/31/2020 CUSIP 40434YZE6 Original cost basis: \$5,000.00	Dec 26, 18	5,000.000	102.763	5,138.19	101.140	5,057.00	-81.19	LT
Total				\$15,485.75		\$15,020.00	-\$465.75	

Government securities

Prices are obtained from independent quotation bureaus that use computerized valuation formulas to calculate current values. Actual market values may vary and thus gains/losses may not be accurately reflected. Cost basis has been adjusted for accreted original issue discount (OID). Cost basis has been

automatically adjusted for amortization of bond premium using the constant yield method. If you have made a tax election to deduct the premium amortization on taxable debt securities, you may request that UBS adjust cost basis for the bond premium amortization.

Holding	Trade date	Quantity	Purchase price (\$)	Adjusted cost basis (\$)	Price on Dec 31 (\$)	Value on Dec 31 (\$)	Unrealized gain or loss (\$)	Holding period
U S TREASURY NOTE RATE 1.3750% MATURES 02/15/20 ACCRUED INTEREST \$25.78 CUSIP 912828WZ2 EAI: \$34 Current yield: 1.38%	Dec 11, 18	5,000.000	98.476	4,923.83	99.965	4,998.25	74.42	LT

continued next page



Portfolio Management Program

December 2019

Account name: DAN KANNER
Friendly account name: Dan PMP
Account number: [REDACTED]

Your Financial Advisor:
 KENNETH R ROBAN
 914-761-6800/800-443-7850

Your assets, Fixed income, Government securities (continued)

Holding	Trade date	Quantity	Purchase price (\$)	Adjusted cost basis (\$)	Price on Dec 31 (\$)	Value on Dec 31 (\$)	Unrealized gain or loss (\$)	Holding period
U S TREASURY NOTE								
RATE 1.3750% MATURES 05/31/20								
ACCRUED INTEREST \$5.82								
CUSIP 912828V/F4								
EAI: \$34 Current yield: 1.38%	Dec 11, 18	5,000.000	98.086	4,904.30	99.883	4,994.15	89.85	LT
U S TREASURY NOTE								
RATE 1.5000% MATURES 08/15/20								
ACCRUED INTEREST \$16.87								
CUSIP 912828Z/Q2								
EAI: \$45 Current yield: 1.50%	Dec 11, 18	3,000.000	98.015	2,940.47	99.922	2,997.66	57.19	LT
Total		13,000.000		\$12,768.60		\$12,990.06	\$221.46	
Total accrued interest: \$48.47								
Total estimated annual income: \$113								

Commodities

Closed end funds & Exchange traded products

Total reinvested is the total of all reinvested dividends. It does not include any cash dividends. It is not a tax lot for the purposes of determining holding periods or cost basis. The shares you receive each time you reinvest dividends become a separate tax lot.

Cost basis is the total purchase cost of the security, including reinvested dividends. The cost basis may need to be adjusted for return of capital payments in order to determine the adjusted cost basis for tax reporting purposes.

Unrealized (tax) gain or loss is the difference between the current value and the cost basis and would generally be your taxable gain or loss if the security was sold on this date. The unrealized (tax) gain or loss may need to be adjusted for return of capital payments in order to determine the realized gain or loss for tax reporting purposes.

Investment return is the current value minus the amount you invested. It does not include shares that are not reflected on your statement, including shares that have been realized as either a gain or a loss. It also does not include cash dividends that were not reinvested.

Holding	Number of shares	Purchase price/ Average price per share (\$)	Client investment (\$)	Cost basis (\$)	Price per share on Dec 31 (\$)	Value on Dec 31 (\$)	Unrealized (tax) gain or loss (\$)	Investment return (\$)	Holding period
ISHARES GOLD TRUST ETF									
Symbol: IAU									
Trade date: Dec 4, 18	425,000	11.887	5,052.20	5,052.20	14.500	6,162.50	1,110.30	1,110.30	LT
SPDR GOLD SHARES ETF									
Symbol: GLD									
Trade date: Aug 8, 18	150,000	114.386	17,157.94	17,157.94	142.900	21,435.00	4,277.06	4,277.06	LT
Total			\$22,210.14	\$22,210.14		\$27,597.50	\$5,387.36	\$5,387.36	



Portfolio Management Program
December 2019

Account name: DAN KANNER
Friendly account name: Dan PMP
Account number: [REDACTED]

Your Financial Advisor:
KENNETH R ROBAN
914-761-6800/800-443-7850

Your assets (continued)

Your total assets

	Value on Dec 31 (\$)	Percentage of your account	Cost basis (\$)	Estimated annual income (\$)	Unrealized gain or loss (\$)
Cash	4,567.16	0.81%	4,567.16		
Equities					
Common stock	310,551.14		192,396.02	7,982.00	118,155.11
Closed end funds & Exchange traded products	81,050.40		62,630.39	1,985.00	18,420.01
Mutual funds	29,088.69		24,484.21	793.00	4,604.47
Total equities	420,690.23	74.16%	279,510.62	10,760.00	141,179.59
Fixed income					
Certificates of deposits and share certificates	5,058.65		4,994.34	113.00	64.31
Municipal securities	15,835.80		15,334.13	750.00	501.67
Closed end funds & Exchange traded products	31,875.00		27,102.98	1,088.00	4,772.02
Mutual funds	30,292.83		30,047.49	969.00	245.34
Preferred securities	3,223.50		2,884.03	133.00	339.47
Structured products	15,020.00		15,485.75		-465.75
Government securities	12,990.06		12,768.60	113.00	221.46
Total accrued interest	102.47				
Total fixed income	114,398.31	20.17%	108,617.32	3,166.00	5,678.52
Commodities					
Closed end funds & Exchange traded products	27,597.50	4.86%	22,210.14		5,387.36
Total	\$567,253.20	100.00%	\$414,905.24	\$13,926.00	\$152,245.47

Account activity this month

Dividend and interest income	Date	Activity	Description	Amount (\$)
Taxable dividends	Dec 2	Dividend	PFIZER INC PAID ON SYMBOL: PFE	180.00
	Dec 2	Dividend	VANGUARD SHORT TERM INVESTMENT GRADE FUND ADMIRAL AS OF 11/29/19 SYMBOL: VFSUX	35.81
	Dec 6	Dividend	ISHARES IBONDS DEC 2023 TERM CORPORATE ETF PAID ON SYMBOL: IBDO	6.26

continued next page



Portfolio Management Program
December 2019

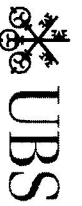
Account name: DAN KANNER
Friendly account name: Dan PMP
Account number: [REDACTED]

Your Financial Advisor:
KENNETH R ROBAN
914-761-6800/800-443-7850

Account activity this month (continued)

Dividend and interest income (continued)	Date	Activity	Description	Amount (\$)
Taxable dividends (continued)				
Dec 6	Dividend		ISHARES IBONDS DEC 2024 TERM CORPORATE ETF PAID ON SYMBOL: IBDP	100 6.54
Dec 10	Dividend		JOHNSON & JOHNSON COM PAID ON SYMBOL: JNJ	158 150.10
Dec 12	Dividend		MICROSOFT CORP PAID ON SYMBOL: MSFT	190 96.90
Dec 12	Dividend		3M CO PAID ON SYMBOL: MMM	16 23.04
Dec 13	Foreign Dividend		PEMBINA PIPELINE CORP CAD PAID ON SYMBOL: PBA	200 30.31
Dec 16	Foreign Dividend		WHEATON PRECIOUS METALS CORP CAD PAID ON SYMBOL: WPM	218 19.62
Dec 17	Foreign Dividend		BARRICK GOLD CORP CAD PAID ON SYMBOL: GOLD	282 AS OF 12/16/19 14.10
Dec 17	Dividend		DFA INTERNATIONAL SMALL CAP VALUE FUND CLASS I SYMBOL: DISVX	14.55
Dec 18	Dividend		VANGUARD GLOBAL MINIMUMVOLATILITY FUND CLASS ADMIRAL SYMBOL: VMVNX	652.14
Dec 18	Dividend		DFA EMERGING MARKETS VALUE FUND CLASS I SYMBOL: DFEVX	40.00
Dec 20	Dividend		VICTORYSHARES US EQ INCOME ENHANCED VOLATILITY WTD ETF PAID ON 667 SYMBOL: CDC	204.72
Dec 23	St Cap Gain		VANGUARD HIGH-YIELD TAX-EXEMPT FUND ADMIRAL SHORT TERM CAPITAL GAIN SYMBOL: VWALX	8.85
Dec 26	Dividend		ISHARES IBONDS DEC 2023 TERM CORPORATE ETF PAID ON SYMBOL: IBDO	100 5.94
Dec 26	Dividend		ISHARES IBONDS DEC 2024 TERM CORPORATE ETF PAID ON SYMBOL: IBDP	100 6.06
Dec 27	Dividend		BANK OF AMER CORP PAID ON SYMBOL: BAC	100 18.00
Dec 27	Dividend		GAMING & LEISURE PTYS INC REIT PAID ON SYMBOL: GLPI	50 35.00

continued next page



Portfolio Management Program
December 2019

Account name: DAN KANNER
Friendly account name: Dan PMP
Account number: [REDACTED]

Your Financial Advisor:
KENNETH R ROBAN
914-761-6800/800-443-7850

Account activity this month (continued)

Date	Activity	Description	Amount (\$)
------	----------	-------------	-------------

Dividend and interest income (continued)

Taxable dividends (continued)

Dec 27	Dividend	VANGUARD INTL HIGH DIVID YIELD INDEX FUND ETF PAID ON SYMBOL: VVNI	139	77.98
Dec 30	Dividend	RETAIL OPPORTUNITY INVTS CORP COM PAID ON SYMBOL: ROIC	230	45.31
Dec 30	Dividend	BROOKFIELD PPTY REIT INC CL A PAID ON SYMBOL: BPR	561	185.13
Dec 30	Dividend	INVECO S&P 500 EQUAL WEIGHT ETF PAID ON SYMBOL: RSP	300	140.78
Dec 30	Dividend	VANECK VECTORS GOLD MINERS ETF PAID ON SYMBOL: GDX	163	31.05
Dec 30	Dividend	TRAVELERS COS INC/THE PAID ON SYMBOL: TRV	83	68.06
Dec 31	Foreign Dividend	BROOKFIELD ASSET MANAGEMENT INC LTD VTG SHS CL A CAD PAID ON 153 SYMBOL: BAM		24.48
Dec 31	Dividend	DFA EMERGING MARKETS VALUE FUND CLASS I SYMBOL: DFEVX		2.35

Total taxable dividends

\$2,123.08

Long-term capital gains

Dec 17	Lt Cap Gain	DFA INTERNATIONAL SMALL CAP VALUE FUND CLASS I LONG TERM CAPITAL GAIN SYMBOL: DISVX		16.24
Dec 18	Lt Cap Gain	VANGUARD GLOBAL MINIMUMVOLATILITY FUND CLASS ADMIRAL LONG TERM CAPITAL GAIN SYMBOL: VMNVX		426.06
Dec 23	Lt Cap Gain	VANGUARD HIGH-YIELD TAX-EXEMPT FUND ADMIRAL LONG TERM CAPITAL GAIN SYMBOL: VWALX		38.64

Total long-term capital gains

480.94

Tax-exempt dividends

Dec 2	Dividend	NUVEEN MUNI VALUE FUND PAID ON SYMBOL: NUV	2500	77.50
Dec 2	Dividend	VANGUARD HIGH-YIELD TAX-EXEMPT FUND ADMIRAL AS OF 11/29/19 SYMBOL: VWALX		41.24
Dec 30	Dividend	NUVEEN MUNI VALUE FUND PAID ON SYMBOL: NUV	2500	77.50

Total tax-exempt dividends

\$196.24



Portfolio Management Program
December 2019

Account name: DAN KANNER
Friendly account name: Dan PMP
Account number: [REDACTED]

Your Financial Advisor:
KENNETH R ROBAN
914-761-6800/800-443-7850

Account activity this month (continued)

Date	Activity	Description	Amount (\$)
------	----------	-------------	-------------

Dividend and interest income (continued)

Taxable interest

Dec 2	Interest	US TSY NOTE 01.375 % DUE 05/31/20 DTD 05/31/13 FC 11/30/13PAID ON 5000 AS OF 11/30/19 CUSIP: 912828V/F4	34.37
Dec 2	Interest	US TSY NOTE 01.625 % DUE 11/30/20 DTD 11/30/15 FC 05/31/16PAID ON 5000 AS OF 11/30/19 CUSIP: 912828M98	40.63

Dec 6	Interest	UBS BANK USA DEPOSIT ACCOUNT AS OF 12/05/19	0.23
Dec 27	Interest	ALLY BK SANDY UT US RT 02.2500% MAT 06/27/22FIXED RATE CD PAID ON 5000 CUSIP: 02007GK16	56.40

Total accrued interest received

\$10.95

Total taxable interest

\$142.58

Tax-exempt interest

Dec 2	Interest	FLORIDA ST BRD ED PUB ED SR E BE/R/5 DUE 060140 DTD 120210 CALLABLE PAID ON 5000 AS OF 12/01/19 CUSIP: 34153PXD5	125.00
Dec 2	Interest	FLORIDA ST BRD ED PUB ED SR D BE/R/5 DUE 060124 DTD 100412 CALLABLE PAID ON 5000 AS OF 12/01/19 CUSIP: 34153PT24	125.00
Dec 16	Interest	NEW YORK MUN WTR FIN AUSR AA BE/R/5 DUE 061544 DTD 092211 CALLABLE PRE-REFUNDED PAID ON 5000 AS OF 12/15/19 CUSIP: 64972F4U7	125.00

Total tax-exempt interest

\$375.00

Total dividend and interest income

\$3,317.84

Date	Activity	Description	Amount (\$)
------	----------	-------------	-------------

Other funds debited

Dec 4	Withdrawal	JPMORGAN CHASE BANK, NATIONAL ELECTRONIC FUNDS TRANSFER	-3,500.00
Dec 9	Withdrawal	JPMORGAN CHASE BANK, NATIONAL ELECTRONIC FUNDS TRANSFER	-2,000.00
Dec 13	Foreign Tax Withheld	PEMBINA PIPELINE CORP CAD SYMBOL: PBA	-4.55
Dec 16	Withdrawal	JPMORGAN CHASE BANK, NATIONAL ELECTRONIC FUNDS TRANSFER	-1,000.00
Dec 16	Foreign Tax Withheld	WHEATON PRECIOUS METALS CORP CAD SYMBOL: WPM	-2.94

continued next page



Portfolio Management Program

December 2019

Account name: DAN KANNER
Friendly account name: Dan PMP
Account number: [REDACTED]

Your Financial Advisor:
 KENNETH R ROBAN
 914-761-6800/800-443-7850

Account activity this month (continued)

Date	Activity	Description	Amount (\$)
Other funds debited (continued)			
Dec 17	Foreign Tax Withheld	BARRICK GOLD CORP CAD AS OF 12/16/19 SYMBOL: GOLD	-2.12
Dec 31	Foreign Tax Withheld	BROOKFIELD ASSET MANAGEMENT INC LTD VTG SHS CL A CAD SYMBOL: BAM	-3.67
Total other funds debited			-\$6,513.28

Investment transactions

For more information about the price/value shown for restricted securities, see *Important information about your statement* at the end of this document.

Date	Activity	Description	Quantity	Value (\$)	Price (\$)	Proceeds from investment transactions (\$)	Funds withdrawn for investments bought (\$)	Accrued interest (\$)
Dec 2	Sold	DARDEN RESTAURANTS INC DE SYMBOL: DRI	-6.000		117.938800	707.62		
Dec 2	Bought	VERIZON COMMUNICATIONS INC DE SYMBOL: VZ	40.000		60.139677		-2,405.59	
Dec 3	Bought	VERIZON COMMUNICATIONS INC DE SYMBOL: VZ	10.000		60.448300		-604.48	
Dec 5	Bought	BCE INC NEW CAD DE SYMBOL: BCE	58.000		47.874881		-2,776.74	
Dec 6	Sold	US TSY NOTE 01.625 % DUE 11/30/20 DTD 11/30/15 FC 05/31/16 AGENCY SALE YTM = 1.713 DISCRETION EXERCISED, CUSIP: 912828M98	-5,000.000		99.9140620	4,995.70		1.33
Dec 11	Bought	SANDSTORM GOLD LTD NEW DE SYMBOL: SAND	200.000		6.71		-1,342.00	
Dec 11	Sold	US TSY NOTE 01.500 % DUE 08/15/20 DTD 08/15/17 FC 02/15/18 AGENCY SALE YTM = 1.708 DISCRETION EXERCISED, CUSIP: 912828ZQ2	-2,000.000		99.8593750	1,997.19		9.62
Dec 17	Sold	PERNOD RICARD ORD EUR DE SYMBOL: PDRDF	-25.000		178.633731	4,465.84		
Dec 17	Reinvestment	DFA INTERNATIONAL SMALL CAP VALUE FUND CLASS I LT CAP GAINS REINVESTED AT 19.28 NAV ON 12/16/19 SYMBOL: DISVX	0.842					-16.24

continued next page



Portfolio Management Program
December 2019

Account name: DAN KANNER
Friendly account name: Dan PMP
Account number: [REDACTED]

Your Financial Advisor:
KENNETH R ROBAN
914-761-6800/800-443-7850

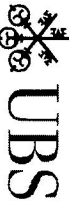
Account activity this month (continued)

Investment transactions (continued)

Date	Activity	Description	Quantity	Value (\$)	Price (\$)	Proceeds from investment transactions (\$)	Funds withdrawn for investments bought (\$)	Accrued interest (\$)
Dec 18	Bought	MFA FINANCIAL INC DE SYMBOL: MFA	300.000		7.778434		-2,333.53	
Dec 18	Reinvestment	VANGUARD GLOBAL MINIMUM VOLATILITY FUND CLASS ADMIRAL LT CAP GAINS REINVESTED AT 28.93 NAV ON 12/17/19 SYMBOL: VMNVX	14.727				-426.06	
Dec 23	Reinvestment	VANGUARD HIGH-YIELD TAX- EXEMPT FUND ADMIRAL LT CAP GAINS REINVESTED AT 11.73 NAV ON 12/20/19 SYMBOL: VWALX	3.294				-38.64	
Dec 23	Reinvestment	VANGUARD MUN BD FD INC ST CAP GAINS REINVESTED AT 11.73 NAV ON 12/20/19 SYMBOL: VWALX	0.754				-8.85	
Total						\$12,166.35	-\$9,952.13	\$10.95

Date	Activity	Description	Amount (\$)
Nov 29	Balance forward		\$5,510.97
Dec 2	Withdrawal	UBS BANK USA DEPOSIT ACCOUNT	-1,660.56
Dec 3	Deposit	UBS BANK USA DEPOSIT ACCOUNT	55.07
Dec 5	Withdrawal	UBS BANK USA DEPOSIT ACCOUNT AS OF 12/04/19	-3,500.00
Dec 5	Withdrawal	UBS BANK USA DEPOSIT ACCOUNT	-405.48
Dec 9	Deposit	UBS BANK USA DEPOSIT ACCOUNT	2,638.80
Dec 10	Withdrawal	UBS BANK USA DEPOSIT ACCOUNT AS OF 12/09/19	-2,000.00
Dec 11	Deposit	UBS BANK USA DEPOSIT ACCOUNT	150.10
Dec 12	Deposit	UBS BANK USA DEPOSIT ACCOUNT	664.81
Dec 13	Deposit	UBS BANK USA DEPOSIT ACCOUNT	119.94
Dec 16	Deposit	UBS BANK USA DEPOSIT ACCOUNT	25.76
Dec 17	Withdrawal	UBS BANK USA DEPOSIT ACCOUNT AS OF 12/16/19	-858.32
Dec 18	Deposit	UBS BANK USA DEPOSIT ACCOUNT	2,158.84
Dec 19	Deposit	UBS BANK USA DEPOSIT ACCOUNT	692.14
Dec 23	Deposit	UBS BANK USA DEPOSIT ACCOUNT	204.72
Dec 27	Deposit	UBS BANK USA DEPOSIT ACCOUNT	12.00
Dec 30	Deposit	UBS BANK USA DEPOSIT ACCOUNT	187.38

continued next page



Portfolio Management Program

December 2019

Account name: DAN KANNER
Friendly account name: Dan PMP
Account number: [REDACTED]

Your Financial Advisor:
KENNETH R ROBAN
914-761-6800/800-443-7850

Account activity this month (continued)

Money balance activities (continued)	Date	Activity	Description	Amount (\$)
	Dec 31	Deposit	UBS BANK USA DEPOSIT ACCOUNT	547.83
	Dec 31	Closing UBS Bank USA Deposit Account		\$4,544.00

Realized gains and losses

The estimated realized gains and losses shown below are not for tax purposes. Please note that gain or loss recognized on the sale or redemption of certain Structured Products, like Contingent Debt Securities, may be ordinary, and not capital, gain or loss. Please check with your tax advisor. To calculate gains and losses, we liquidate the oldest security lot first. This is known as the first-in, first-out or FIFO accounting method. We use this method unless you specified which tax lot to close when you placed your order. This is known as a verus purchases or VSP order. See *Important information about your statement* at the end of this document for more

information. We may not adjust gains and losses for all capital changes. We automatically adjust cost basis for tax-exempt and AMT coupon municipal securities for estimated amortization of bond premiums and for accreted OID for securities issued at a discount. If you requested that UBS adjust cost basis for the bond premium amortization on taxable debt securities then cost basis reflected for these securities has been adjusted. Estimates in the *Unclassified* section can not be classified as short term or long term because information is missing, or the product is one in which the gain/loss calculation is not provided.

Short-term capital gains and losses

Security description	Method	Quantity or face value	Purchase date	Sale date	Sale amount (\$)	Cost basis (\$)	Wash sale cost basis adjustment (\$)	Loss (\$)	Gain (\$)
DARDEN RESTAURANTS INC	FIFO	6.000	Oct 28, 19	Nov 27, 19	707.62	677.60			30.02
PERNOD RICARD ORD EUR	FIFO	25.000	Aug 05, 19	Dec 13, 19	4,465.84	4,280.00			185.84
US TSY NOTE 01.500 % DUE 08/15/20									
DTD 08/15/17 FC 02/15/18	FIFO	2,000.000	Dec 11, 18	Dec 10, 19	1,997.19	1,960.31			36.88
US TSY NOTE 01.625 % DUE 11/30/20									
DTD 11/30/15 FC 05/31/16	FIFO	5,000.000	Dec 11, 18	Dec 05, 19	4,995.70	4,895.70			100.00

Total **\$12,166.35** **\$11,813.61**

Net short-term capital gains and losses

\$352.74
\$352.74

Net capital gains/losses:

\$352.74

PROCESSED

254682

**Form 6A. Disclosure of Gifts, Expense Reimbursements or Payments, and Waivers
of Fees and Charges**

All judicial officers must file with the Florida Commission on Ethics a list of all reportable gifts accepted, and reimbursements or direct payments of expenses, and of fees or charges accepted from sources other than the state or a judicial branch entity as defined in Florida Rule of Judicial Administration 2.420(b)(2), during the preceding calendar year as provided in Canons 5D(5)(a) and 5D(5)(h), Canon 6A(3), and Canon 6B(2) of the Code of Judicial Conduct, by date received, description (including dates, location, and purpose of event or activity for which expenses, fees, or charges were reimbursed, paid, or waived), source's name, and amount for gifts only.

Name: Daniel Kanner Work Telephone: 954 831-6916

Work Address: 201 SE 6th Street Ft Laud. FL 33 Judicial Office Held: County Court Judge

1. Please identify all reportable gifts, bequests, favors, or loans you received during the preceding calendar year, as required by Canons 5D(5)(a), 5D(5)(h), and 6B(2) of the Code of Judicial Conduct.

DATE	DESCRIPTION	SOURCE	AMOUNT
11/2019	Nascar Race Ticket/Pit Pass Homestead FL	NBC Sports/ Richard Apseloff	\$ 200
			\$
			\$
			\$

☐

Check here if continued on separate sheet

2. Please identify all reportable reimbursements or direct payments of expenses, and waivers of fees or charges you received during the preceding calendar year, as required by Canons 6A(3) and 6B(2) of the Code of Judicial Conduct.

DATE	DESCRIPTION (Include dates, location, and purpose of event or activity for which expenses, fees, or charges were reimbursed, paid or waived)	SOURCE

☐

Check here if continued on separate sheet

CONTINUE TO PAGE 2 FOR OATH

FLORIDA
COMMISSION ON ETHICS
JUN 29 2020
RECEIVED

OATH

State of Florida

County of Broward

I, DANIEL KAWON, the public official filing this disclosure statement, being first duly sworn, do depose on oath and say that the facts set forth in the above statement are true, correct, and complete to the best of my knowledge and belief.

[Signature]
(Signature of Reporting Official)

Carol M. Hermiston
(Signature of Officer Authorized to Administer Oaths)

My Commission expires 11/27/20

Sworn to and subscribed before me this

23rd day of June, 20 20



CAROL M. HERMISTON
MY COMMISSION # GG 037850
EXPIRES: November 27, 2020
Bonded Thru Budget Notary Services